

## APPLICATION FOR EXEMPTION FROM AUDIT

### LONG FORM

NAME OF GOVERNMENT  
ADDRESS

Town of Crawford, Colorado  
425 Hwy 92  
Crawford, Colorado 81415

For the Year Ended  
12/31/2022  
or fiscal year ended:

CONTACT PERSON  
PHONE  
EMAIL

Cally Gallegos  
970-921-4725  
crawfordclerk@gmail.com

### CERTIFICATION OF PREPARER

I certify that I am an independent accountant with knowledge of governmental accounting and that the information in the Application is complete and accurate to the best of my knowledge. I am aware that the Audit Law requires that a person independent of the entity complete the application if revenues or expenditure are at least \$100,000 but not more than \$750,000, and that independent means someone who is separate from the entity.

NAME:  
TITLE  
FIRM NAME (if applicable)  
ADDRESS  
PHONE  
DATE PREPARED  
RELATIONSHIP TO ENTITY

Brian Blair  
CPA  
Blair and Associates, P.C.  
105 SE Frontier Avenue, Suite A  
970-856-7550  
3/23/2023  
Independent CPA

**PREPARER (SIGNATURE REQUIRED)**



Has the entity filed for, or has the district filed, a Title 32, Article 1 Special District Notice of Inactive Status during the year? [Applicable to Title 32 special districts only, pursuant to Sections 32-1-103 (9.3) and 32-1-104 (3), C.R.S.]

| YES                      | NO                                  | If Yes, date filed: |
|--------------------------|-------------------------------------|---------------------|
| <input type="checkbox"/> | <input checked="" type="checkbox"/> |                     |

## PART 1 - FINANCIAL STATEMENTS - BALANCE SHEET

\* Indicate Name of Fund

NOTE: Attach additional sheets as necessary.

| Line #                                 | Description  | Governmental Funds |                          | Description  | Proprietary/Fiduciary Funds |             |
|--|--|--------------------|--------------------------|--|-----------------------------|-------------|
|  |  | General Fund*      | Conservation Trust Fund* |  | Water Fund*                 | Sewer Fund* |
| <b>Assets</b>                          |  |                    |                          | <b>Assets</b>  |                             |             |
| 1-1                                    | Cash & Cash Equivalents  | \$ 486,903         | \$ 30,931                | Cash & Cash Equivalents  | \$ 240,633                  | \$ 172,032  |
| 1-2                                    | Investments  | \$ 36,790          | \$ -                     | Investments  | \$ -                        | \$ -        |
| 1-3                                    | Receivables  | \$ 117             | \$ -                     | Receivables  | \$ 15,745                   | \$ 14,219   |
| 1-4                                    | Due from Other Entities or Funds   | \$ 4,123           | \$ -                     | Due from Other Entities or Funds   | \$ -                        | \$ -        |
| 1-5                                    | Property Tax Receivable  | \$ 11,000          | \$ -                     | Other Current Assets [specify...]  | \$ -                        | \$ -        |
|  | All Other Assets [specify...]  |                    |                          |  |                             |             |
| 1-6                                    | Lease Receivable (as Lessor)   | \$ -               | \$ -                     |  |                             |             |
| 1-7                                    |  | \$ -               | \$ -                     | <b>Total Current Assets</b>  | \$ 256,378                  | \$ 186,251  |
| 1-8                                    |  | \$ -               | \$ -                     | Capital & Right to Use Assets, net (from Part 6-4)   | \$ 571,535                  | \$ 403,524  |
| 1-9                                    |  | \$ -               | \$ -                     | Other Long Term Assets [specify...]  | \$ -                        | \$ -        |
| 1-10                                   |  | \$ -               | \$ -                     |  | \$ -                        | \$ -        |
| 1-11                                   | <b>(add lines 1-1 through 1-10) TOTAL ASSETS</b>   | \$ 538,933         | \$ 30,931                | <b>(add lines 1-1 through 1-10) TOTAL ASSETS</b>   | \$ 827,913                  | \$ 589,775  |
| <b>Deferred Outflows of Resources:</b> |  |                    |                          | <b>Deferred Outflows of Resources</b>  |                             |             |
| 1-12                                   | [specify...]   | \$ -               | \$ -                     | [specify...]   | \$ -                        | \$ -        |
| 1-13                                   | [specify...]   | \$ -               | \$ -                     | [specify...]   | \$ -                        | \$ -        |
| 1-14                                   | <b>(add lines 1-12 through 1-13) TOTAL DEFERRED OUTFLOWS</b>   | \$ -               | \$ -                     | <b>(add lines 1-12 through 1-13) TOTAL DEFERRED OUTFLOWS</b>   | \$ -                        | \$ -        |
| 1-15                                   | <b>TOTAL ASSETS AND DEFERRED OUTFLOWS</b>  | \$ 538,933         | \$ 30,931                | <b>TOTAL ASSETS AND DEFERRED OUTFLOWS</b>  | \$ 827,913                  | \$ 589,775  |
| <b>Liabilities</b>                     |  |                    |                          | <b>Liabilities</b>   |                             |             |
| 1-16                                   | Accounts Payable   | \$ 2,550           | \$ -                     | Accounts Payable   | \$ -                        | \$ -        |
| 1-17                                   | Accrued Payroll and Related Liabilities  | \$ -               | \$ -                     | Accrued Payroll and Related Liabilities  | \$ -                        | \$ -        |
| 1-18                                   | Unearned Property Tax Revenue  | \$ -               | \$ -                     | Accrued Interest Payable   | \$ -                        | \$ -        |
| 1-19                                   | Due to Other Entities or Funds   | \$ -               | \$ 718                   | Due to Other Entities or Funds   | \$ -                        | \$ -        |
| 1-20                                   | All Other Current Liabilities  | \$ -               | \$ -                     | All Other Current Liabilities  | \$ -                        | \$ -        |
| 1-21                                   | <b>(add lines 1-16 through 1-20) TOTAL CURRENT LIABILITIES</b>   | \$ 2,550           | \$ 718                   | <b>(add lines 1-16 through 1-20) TOTAL CURRENT LIABILITIES</b>   | \$ -                        | \$ -        |
| 1-22                                   | All Other Liabilities [specify...]   | \$ -               | \$ -                     | Proprietary Debt Outstanding (from Part 4-4)   | \$ -                        | \$ -        |
| 1-23                                   |  | \$ -               | \$ -                     | Other Liabilities [specify...]:  | \$ -                        | \$ -        |
| 1-24                                   |  | \$ -               | \$ -                     |  | \$ -                        | \$ -        |
| 1-25                                   |  | \$ -               | \$ -                     |  | \$ -                        | \$ -        |
| 1-26                                   |  | \$ -               | \$ -                     |  | \$ -                        | \$ -        |
| 1-27                                   | <b>(add lines 1-21 through 1-26) TOTAL LIABILITIES</b>   | \$ 2,550           | \$ 718                   | <b>(add lines 1-21 through 1-26) TOTAL LIABILITIES</b>   | \$ -                        | \$ -        |
| <b>Deferred Inflows of Resources:</b>  |  |                    |                          | <b>Deferred Inflows of Resources</b>   |                             |             |
| 1-28                                   | Deferred Property Taxes  | \$ 11,000          | \$ -                     | Pension/OPEB Related   | \$ -                        | \$ -        |
| 1-29                                   | Lease related (as lessor)  | \$ -               | \$ -                     | Other [specify...]   | \$ -                        | \$ -        |
| 1-30                                   | <b>(add lines 1-28 through 1-29) TOTAL DEFERRED INFLOWS</b>  | \$ 11,000          | \$ -                     | <b>(add lines 1-28 through 1-29) TOTAL DEFERRED INFLOWS</b>  | \$ -                        | \$ -        |
| <b>Fund Balance</b>                    |  |                    |                          | <b>Net Position</b>  |                             |             |
| 1-31                                   | Nonspendable Prepaid   | \$ -               | \$ -                     | Net Investment in Capital Assets   | \$ -                        | \$ -        |
| 1-32                                   | Nonspendable Inventory   | \$ -               | \$ -                     |  |                             |             |
| 1-33                                   | Restricted [specify...]  | \$ 4,300           | \$ -                     | Emergency Reserves   | \$ -                        | \$ -        |
| 1-34                                   | Committed [specify...]   | \$ -               | \$ -                     | Other Designations/Reserves  | \$ -                        | \$ -        |
| 1-35                                   | Assigned [specify...]  | \$ -               | \$ 30,213                | Restricted   | \$ -                        | \$ -        |
| 1-36                                   | Unassigned:  | \$ 521,083         | \$ -                     | Undesignated/Unreserved/Unrestricted   | \$ 827,913                  | \$ 589,775  |
| 1-37                                   | <b>Add lines 1-31 through 1-36</b><br>This total should be the same as line 3-33<br><b>TOTAL FUND BALANCE</b>                                      | \$ 525,383         | \$ 30,213                | <b>Add lines 1-31 through 1-36</b><br>This total should be the same as line 3-33<br><b>TOTAL NET POSITION</b>                                      | \$ 827,913                  | \$ 589,775  |
| 1-38                                   | <b>Add lines 1-27, 1-30 and 1-37</b><br>This total should be the same as line 1-15<br><b>TOTAL LIABILITIES, DEFERRED INFLOWS, AND FUND BALANCE</b> | \$ 538,933         | \$ 30,931                | <b>Add lines 1-27, 1-30 and 1-37</b><br>This total should be the same as line 1-15<br><b>TOTAL LIABILITIES, DEFERRED INFLOWS, AND NET POSITION</b> | \$ 827,913                  | \$ 589,775  |

Please use this space to provide explanation of any items on this page

## PART 2 - FINANCIAL STATEMENTS - OPERATING STATEMENT - REVENUES

| Line #                         | Description  | Governmental Funds |                          | Description  | Proprietary/Fiduciary Funds |             |   |
|--------------------------------|--|--------------------|--------------------------|--|-----------------------------|-------------|---|
|                                |  | General Fund*      | Conservation Trust Fund* |  | Water Fund*                 | Sewer Fund* |   |
| <b>Tax Revenue</b>             |  |                    |                          | <b>Tax Revenue</b>   |                             |             |   |
| 2-1                            | Property (Include mills levied in Question 10-6)                             | \$ 7,775           | \$ -                     | Property (Include mills levied in Question 10-6)                             | \$ -                        | \$ -        | Please use this space to provide explanation of any items on this page. |
| 2-2                            | Specific Ownership   | \$ 1,163           | \$ -                     | Specific Ownership   | \$ -                        | \$ -        |   |
| 2-3                            | Sales and Use Tax  | \$ 133,181         | \$ -                     | Sales and Use Tax  | \$ -                        | \$ -        |   |
| 2-4                            | Other Tax Revenue (specify...): Franchise Tax                                | \$ 15,743          | \$ -                     | Other Tax Revenue (specify...):  | \$ -                        | \$ -        |   |
| 2-5                            | Mineral Leasing & Severance Tax  | \$ 6,670           | \$ -                     |  | \$ -                        | \$ -        |   |
| 2-6                            | Motor Vehicle Tax  | \$ 3,530           | \$ -                     |  | \$ -                        | \$ -        |   |
| 2-7                            | Miscellaneous  | \$ 390             | \$ -                     |  | \$ -                        | \$ -        |   |
| 2-8                            | Add lines 2-1 through 2-7<br><b>TOTAL TAX REVENUE</b>                        | \$ 168,462         | \$ -                     | Add lines 2-1 through 2-7<br><b>TOTAL TAX REVENUE</b>                        | \$ -                        | \$ -        |   |
| 2-9                            | Licenses and Permits   | \$ 206             | \$ -                     | Licenses and Permits   | \$ -                        | \$ -        |   |
| 2-10                           | Highway Users Tax Funds (HUTF)   | \$ 18,019          | \$ -                     | Highway Users Tax Funds (HUTF)   | \$ -                        | \$ -        |   |
| 2-11                           | Conservation Trust Funds (Lottery)   | \$ -               | \$ 2,577                 | Conservation Trust Funds (Lottery)   | \$ -                        | \$ -        |   |
| 2-12                           | Community Development Block Grant  | \$ -               | \$ -                     | Community Development Block Grant  | \$ -                        | \$ -        |   |
| 2-13                           | Fire & Police Pension  | \$ -               | \$ -                     | Fire & Police Pension  | \$ -                        | \$ -        |   |
| 2-14                           | Grants   | \$ 5,702           | \$ -                     | Grants   | \$ -                        | \$ -        |   |
| 2-15                           | Donations  | \$ 20              | \$ -                     | Donations  | \$ -                        | \$ -        |   |
| 2-16                           | Charges for Sales and Services   | \$ -               | \$ -                     | Charges for Sales and Services   | \$ 139,559                  | \$ 127,640  |   |
| 2-17                           | Rental Income  | \$ 6,559           | \$ -                     | Rental Income  | \$ -                        | \$ -        |   |
| 2-18                           | Fines and Forfeits   | \$ -               | \$ -                     | Fines and Forfeits   | \$ -                        | \$ -        |   |
| 2-19                           | Interest/Investment Income   | \$ 2,589           | \$ 59                    | Interest/Investment Income   | \$ -                        | \$ -        |   |
| 2-20                           | Tap Fees   | \$ -               | \$ -                     | Tap Fees   | \$ -                        | \$ -        |   |
| 2-21                           | Proceeds from Sale of Capital Assets   | \$ -               | \$ -                     | Proceeds from Sale of Capital Assets   | \$ -                        | \$ -        |   |
| 2-22                           | All Other (specify...): Stimulus   | \$ 54,417          | \$ -                     | All Other (specify...):  | \$ -                        | \$ -        |   |
| 2-23                           | Miscellaneous  | \$ 11,128          | \$ -                     |  | \$ -                        | \$ -        |   |
| 2-24                           | Add lines 2-8 through 2-23<br><b>TOTAL REVENUES</b>                          | \$ 267,092         | \$ 2,636                 | Add lines 2-8 through 2-23<br><b>TOTAL REVENUES</b>                          | \$ 139,559                  | \$ 127,640  |   |
| <b>Other Financing Sources</b> |  |                    |                          | <b>Other Financing Sources</b>   |                             |             |   |
| 2-25                           | Debt Proceeds  | \$ -               | \$ -                     | Debt Proceeds  | \$ -                        | \$ -        |   |
| 2-26                           | Lease Proceeds   | \$ -               | \$ -                     | Lease Proceeds   | \$ -                        | \$ -        |   |
| 2-27                           | Developer Advances   | \$ -               | \$ -                     | Developer Advances   | \$ -                        | \$ -        |   |
| 2-28                           | Other (specify...):  | \$ -               | \$ -                     | Other (specify...):  | \$ -                        | \$ -        |   |
| 2-29                           | Add lines 2-25 through 2-28<br><b>TOTAL OTHER FINANCING SOURCES</b>          | \$ -               | \$ -                     | Add lines 2-25 through 2-28<br><b>TOTAL OTHER FINANCING SOURCES</b>          | \$ -                        | \$ -        |   |
| 2-30                           | Add lines 2-24 and 2-29<br><b>TOTAL REVENUES AND OTHER FINANCING SOURCES</b> | \$ 267,092         | \$ 2,636                 | Add lines 2-24 and 2-29<br><b>TOTAL REVENUES AND OTHER FINANCING SOURCES</b> | \$ 139,559                  | \$ 127,640  | <b>GRAND TOTALS</b>   |
|                                |  |                    |                          |  |                             |             | \$ 536,927  |

IF GRAND TOTAL REVENUES AND OTHER FINANCING SOURCES for all funds (Line 2-29) are GREATER than \$750,000 - STOP. You may not use this form. An audit may be required. See Section 29-1-604, C.R.S., or contact the OSA Local Government Division at (303) 869-3000 for assistance.

**PART 3 - FINANCIAL STATEMENTS - OPERATING STATEMENT - EXPENDITURES/EXPENSES**

| Line #              | Description   | Governmental Funds |                          | Description   | Proprietary/Fiduciary Funds |             | Please use this space to provide explanation of any items on this page |
|---------------------|---|--------------------|--------------------------|---|-----------------------------|-------------|--|
|                     |   | General Fund*      | Conservation Trust Fund* |   | Water Fund*                 | Sewer Fund* |  |
| <b>Expenditures</b> |   |                    |                          | <b>Expenses</b>   |                             |             |  |
| 3-1                 | General Government  | \$ 147,403         | \$ -                     | General Operating & Administrative  | \$ -                        | \$ -        |  |
| 3-2                 | Judicial  | \$ -               | \$ -                     | Salaries  | \$ 60,888                   | \$ 54,559   |  |
| 3-3                 | Law Enforcement   | \$ -               | \$ -                     | Payroll Taxes   | \$ 996                      | \$ 997      |  |
| 3-4                 | Fire  | \$ -               | \$ -                     | Contract Services   | \$ 4,614                    | \$ -        |  |
| 3-5                 | Highways & Streets  | \$ 42,697          | \$ -                     | Employee Benefits   | \$ 8,460                    | \$ 14,795   |  |
| 3-6                 | Solid Waste   | \$ -               | \$ -                     | Insurance   | \$ 5,996                    | \$ 5,566    |  |
| 3-7                 | Contributions to Fire & Police Pension Assoc.   | \$ -               | \$ -                     | Accounting and Legal Fees   | \$ 1,200                    | \$ 1,200    |  |
| 3-8                 | Health  | \$ -               | \$ -                     | Repair and Maintenance  | \$ 15,056                   | \$ 16,062   |  |
| 3-9                 | Culture and Recreation  | \$ -               | \$ -                     | Supplies  | \$ 4,662                    | \$ 564      |  |
| 3-10                | Transfers to other districts  | \$ -               | \$ -                     | Utilities   | \$ 6,973                    | \$ 19,299   |  |
| 3-11                | Other (specify...):   | \$ -               | \$ -                     | Contributions to Fire & Police Pension Assoc.   | \$ -                        | \$ -        |  |
| 3-12                |   | \$ -               | \$ -                     | Other (specify...) Miscellaneous  | \$ 5,278                    | \$ 4,746    |  |
| 3-13                |   | \$ -               | \$ -                     | Capital Outlay  | \$ -                        | \$ -        |  |
| 3-14                | Capital Outlay  | \$ 1,937           | \$ -                     | Debt Service  | \$ -                        | \$ -        |  |
|                     | Debt Service  |                    |                          | Principal (should match amount in 4-4)  | \$ -                        | \$ -        |  |
| 3-15                | Principal (should match amount in 4-4)  | \$ -               | \$ -                     | Interest  | \$ -                        | \$ -        |  |
| 3-16                | Interest  | \$ -               | \$ -                     | Bond Issuance Costs   | \$ -                        | \$ -        |  |
| 3-17                | Bond Issuance Costs   | \$ -               | \$ -                     | Developer Principal Repayments  | \$ -                        | \$ -        |  |
| 3-18                | Developer Principal Repayments  | \$ -               | \$ -                     | Developer Interest Repayments   | \$ -                        | \$ -        |  |
| 3-19                | Developer Interest Repayments   | \$ -               | \$ -                     | All Other (specify...):   | \$ -                        | \$ -        |  |
| 3-20                | All Other (specify...):   | \$ -               | \$ -                     |   | \$ -                        | \$ -        |  |
| 3-21                |   | \$ -               | \$ -                     |   | \$ -                        | \$ -        |  |
| 3-22                | <b>Add lines 3-1 through 3-21</b>   | \$ 192,037         | \$ -                     | <b>Add lines 3-1 through 3-21</b>   | \$ 114,123                  | \$ 117,788  | <b>GRAND TOTAL</b>   |
|                     | <b>TOTAL EXPENDITURES</b>   |                    |                          | <b>TOTAL EXPENSES</b>   |                             |             | <b>423,948</b>   |
| 3-23                | Interfund Transfers (In)  | \$ -               | \$ -                     | Net Interfund Transfers (In) Out  | \$ -                        | \$ -        |  |
| 3-24                | Interfund Transfers Out   | \$ -               | \$ -                     | Other (specify...)[enter negative for expense]  | \$ -                        | \$ -        |  |
| 3-25                | Other Expenditures (Revenues):  | \$ -               | \$ -                     | Depreciation/Amortization   | \$ 43,175                   | \$ 24,234   |  |
| 3-26                |   | \$ -               | \$ -                     | Other Financing Sources (Uses) (from line 2-28)   | \$ -                        | \$ -        |  |
| 3-27                |   | \$ -               | \$ -                     | Capital Outlay (from line 3-14)   | \$ -                        | \$ -        |  |
| 3-28                |   | \$ -               | \$ -                     | Debt Principal (from line 3-15, 3-18)   | \$ -                        | \$ -        |  |
| 3-29                | <b>(Add lines 3-23 through 3-28)</b>  |                    |                          | <b>(Line 3-27, plus line 3-28, less line 3-26, less line 3-25, plus line 3-24) TOTAL GAAP RECONCILING ITEMS</b> | \$ (43,175)                 | \$ (24,234) |  |
|                     | <b>TOTAL TRANSFERS AND OTHER EXPENDITURES</b>   | \$ -               | \$ -                     |   |                             |             |  |
| 3-30                | Excess (Deficiency) of Revenues and Other Financing Sources Over (Under) Expenditures |                    |                          | Net Increase (Decrease) in Net Position   |                             |             |  |
|                     | Line 2-30, less line 3-22, less line 3-29   | \$ 75,055          | \$ 2,636                 | Line 2-29, less line 3-22, plus line 3-29, less line 3-23   | \$ (17,739)                 | \$ (14,382) |  |
| 3-31                | Fund Balance, January 1 from December 31 prior year report                            |                    |                          | Net Position, January 1 from December 31 prior year report  |                             |             |  |
|                     |   | \$ 450,328         | \$ 27,577                |   | \$ 845,652                  | \$ 604,157  |  |
| 3-32                | Prior Period Adjustment (MUST explain)  | \$ -               | \$ -                     | Prior Period Adjustment (MUST explain)  | \$ -                        | \$ -        |  |
| 3-33                | Fund Balance, December 31   |                    |                          | Net Position, December 31   |                             |             |  |
|                     | Sum of Lines 3-30, 3-31, and 3-32   |                    |                          | Sum of Lines 3-30, 3-31, and 3-32   |                             |             |  |
|                     | This total should be the same as line 1-37.   | \$ 525,383         | \$ 30,213                | This total should be the same as line 1-37.   | \$ 827,913                  | \$ 589,775  |  |

**IF GRAND TOTAL EXPENDITURES for all funds (Line 3-22) are GREATER than \$750,000 - STOP. You may not use this form. An audit may be required. See Section 29-1-604, C.R.S., or contact the OSA Local Government Division at (303) 869-3000 for assistance.**

## PART 4 - DEBT OUTSTANDING, ISSUED, AND RETIRED

Please answer the following questions by marking the appropriate boxes.

YES                      NO

Please use this space to provide any explanations or comments.

4-1 Does the entity have outstanding debt?  YES       NO

4-2 Is the debt repayment schedule attached? If no, MUST explain:  YES       NO

4-3 Is the entity current in its debt service payments? If no, MUST explain:  YES       NO

4-4 Please complete the following debt schedule, if applicable: (please only include principal amounts)

|                          | Outstanding at beginning of year* | Issued during year | Retired during year | Outstanding at year-end |
|--------------------------|-----------------------------------|--------------------|---------------------|-------------------------|
| General obligation bonds | \$ -                              | \$ -               | \$ -                | \$ -                    |
| Revenue bonds            | \$ -                              | \$ -               | \$ -                | \$ -                    |
| Notes/Loans              | \$ -                              | \$ -               | \$ -                | \$ -                    |
| Lease Liabilities        | \$ -                              | \$ -               | \$ -                | \$ -                    |
| Developer Advances       | \$ -                              | \$ -               | \$ -                | \$ -                    |
| Other (specify):         | \$ -                              | \$ -               | \$ -                | \$ -                    |
| TOTAL                    | \$ -                              | \$ -               | \$ -                | \$ -                    |

\*must agree to prior year ending balance

Please answer the following questions by marking the appropriate boxes.

YES                      NO

4-5 Does the entity have any authorized, but unissued, debt [Section 29-1-605(2) C.R.S.]?  YES       NO

How much? \$ -

Date the debt was authorized:  

4-6 Does the entity intend to issue debt within the next calendar year?  YES       NO

How much? \$ -

4-7 Does the entity have debt that has been refinanced that it is still responsible for?  YES       NO

What is the amount outstanding? \$ -

4-8 Does the entity have any lease agreements?  YES       NO

What is being leased?  

What is the original date of the lease?  

Number of years of lease?  

Is the lease subject to annual appropriation?  YES       NO

What are the annual lease payments? \$ -

## PART 5 - CASH AND INVESTMENTS

Please provide the entity's cash deposit and investment balances.

Please use this space to provide any explanations or comments:

|   | AMOUNT     | TOTAL      |
|---|------------|------------|
| 5-1 YEAR-END Total of ALL Checking and Savings accounts                           | \$ 930,499 |            |
| 5-2 Certificates of deposit   | \$ 36,790  |            |
| TOTAL CASH DEPOSITS   |            | \$ 967,289 |
| Investments (if investment is a mutual fund, please list underlying investments): |            |            |
|   | \$ -       |            |
|   | \$ -       |            |
|   | \$ -       |            |
|   | \$ -       |            |
| TOTAL INVESTMENTS   |            | \$ -       |
| TOTAL CASH AND INVESTMENTS  |            | \$ 967,289 |

Please answer the following question by marking in the appropriate box

YES                      NO                      N/A

5-4 Are the entity's Investments legal in accordance with Section 24-75-601, et. seq., C.R.S.?  YES       NO       N/A

5-5 Are the entity's deposits in an eligible (Public Deposit Protection Act) public depository (Section 11-10.5-101, et seq. C.R.S.)? If no, MUST explain:  YES       NO       N/A

## PART 6 - CAPITAL AND RIGHT-TO-USE ASSETS

Please answer the following question by marking in the appropriate box

YES                      NO

Please use this space to provide any explanations or comments:

- 6-1 Does the entity have capitalized assets?  YES                       NO
- 6-2 Has the entity performed an annual inventory of capital assets in accordance with Section 29-1-506, C.R.S.? If no, MUST explain:  YES                       NO

6-3 Complete the following Capital & Right-To-Use Assets table for GOVERNMENTAL FUNDS:

|  | Balance - beginning of the year <sup>1</sup> | Additions <sup>2</sup> | Deletions   | Year-End Balance    |
|--|--|------------------------|-------------|---------------------|
| Land   | \$ -   | \$ -                   | \$ -        | \$ -                |
| Buildings  | \$ 1,214,412                                 | \$ -                   | \$ -        | \$ 1,214,412        |
| Machinery and equipment  | \$ 59,419                                    | \$ -                   | \$ -        | \$ 59,419           |
| Furniture and fixtures   | \$ -   | \$ -                   | \$ -        | \$ -                |
| Infrastructure   | \$ 145,520                                   | \$ -                   | \$ -        | \$ 145,520          |
| Construction In Progress (CIP)   | \$ 103,325                                   | \$ -                   | \$ -        | \$ 103,325          |
| Leased Right-to-Use Assets   | \$ -   | \$ -                   | \$ -        | \$ -                |
| Intangible Assets  | \$ -   | \$ -                   | \$ -        | \$ -                |
| Other (explain):   | \$ 111,986                                   | \$ -                   | \$ -        | \$ 111,986          |
| Accumulated Amortization Right to Use Leased Assets (Enter a negative, or credit, balance) | \$ -   | \$ -                   | \$ -        | \$ -                |
| Accumulated Depreciation (Enter a negative, or credit, balance)                            | \$ (521,154)                                 | \$ -                   | \$ -        | \$ (521,154)        |
| <b>TOTAL</b>   | <b>\$ 1,113,508</b>                          | <b>\$ -</b>            | <b>\$ -</b> | <b>\$ 1,113,508</b> |

6-4 Complete the following Capital & Right-To-Use Assets table for PROPRIETARY FUNDS:

|  | Balance - beginning of the year <sup>1</sup> | Additions          | Deletions     | Year-End Balance  |
|--|--|--------------------|---------------|-------------------|
| Land   | \$ -   | \$ -               | \$ -          | \$ -              |
| Buildings  | \$ 31,726                                    | \$ -               | \$ -          | \$ 31,726         |
| Machinery and equipment  | \$ 63,399                                    | \$ -               | \$ -          | \$ 63,399         |
| Furniture and fixtures   | \$ -   | \$ -               | \$ -          | \$ -              |
| Infrastructure   | \$ 3,386,942                                 | \$ -               | \$ 500        | \$ 3,386,442      |
| Construction In Progress (CIP)   | \$ -   | \$ -               | \$ -          | \$ -              |
| Leased Right-to-Use Assets   | \$ -   | \$ -               | \$ -          | \$ -              |
| Intangible Assets  | \$ -   | \$ -               | \$ -          | \$ -              |
| Other (explain):   | \$ -   | \$ -               | \$ -          | \$ -              |
| Accumulated Amortization Right to Use Leased Assets (Enter a negative, or credit, balance) | \$ -   | \$ -               | \$ -          | \$ -              |
| Accumulated Depreciation (Enter a negative, or credit, balance)                            | \$ (2,439,099)                               | \$ (67,409)        | \$ -          | \$ (2,506,508)    |
| <b>TOTAL</b>   | <b>\$ 1,042,968</b>                          | <b>\$ (67,409)</b> | <b>\$ 500</b> | <b>\$ 975,059</b> |

<sup>1</sup> Must agree to prior year-end balance  
<sup>2</sup> Generally capital asset additions should be reported at capital outlay on line 3-14 and capitalized in accordance with the government's capitalization policy. Please explain any discrepancy

## PART 7 - PENSION INFORMATION

- 7-1 Does the entity have an "old hire" firefighters' pension plan?  YES                       NO
- 7-2 Does the entity have a volunteer firefighters' pension plan?  YES                       NO
- If yes: Who administers the plan?  YES                       NO

Indicate the contributions from:

|   |             |
|---|-------------|
| Tax (property, SO, sales, etc.):  | \$ -        |
| State contribution amount:  | \$ -        |
| Other (gifts, donations, etc.):   | \$ -        |
| <b>TOTAL</b>  | <b>\$ -</b> |
| What is the monthly benefit paid for 20 years of service per retiree as of Jan 1? | \$ -        |

## PART 8 - BUDGET INFORMATION

| Please answer the following question by marking in the appropriate box                         |  |                                     |                          |                              |   |  |  |
|--|--|-------------------------------------|--------------------------|------------------------------|---|--|--|
|  |  | YES                                 | NO                       | N/A                          |   |  |  |
| 8-1  | Did the entity file a current year budget with the Department of Local Affairs, in accordance with Section 29-1-113 C.R.S.? If no, MUST explain: | <input checked="" type="checkbox"/> | <input type="checkbox"/> | <input type="checkbox"/>     | <i>Please use this space to provide any explanations or comments:</i> |  |  |
| 8-2  | Did the entity pass an appropriations resolution in accordance with Section 29-1-108 C.R.S.? If no, MUST explain:                                | <input checked="" type="checkbox"/> | <input type="checkbox"/> | <input type="checkbox"/>     |   |  |  |
| If yes: Please indicate the amount appropriated for each fund separately for the year reported |  |                                     |                          |                              |   |  |  |
|  |  | Governmental/Proprietary Fund Name  |                          | Total Appropriations By Fund |   |  |  |
|  |  | General Fund                        |                          | \$                           | 139,108   |  |  |
|  |  | Conservation Trust Fund             |                          | \$                           | 2,100   |  |  |
|  |  | Water Fund                          |                          | \$                           | 126,358   |  |  |
|  |  | Sewer Fund                          |                          | \$                           | 127,008   |  |  |

## PART 9 - TAX PAYER'S BILL OF RIGHTS (TABOR)

| Please answer the following question by marking in the appropriate box |  |                                     |                          |   |  |  |
|--|--|-------------------------------------|--------------------------|---|--|--|
|  |  | YES                                 | NO                       |   |  |  |
| 9-1  | Is the entity in compliance with all the provisions of TABOR [State Constitution, Article X, Section 20(5)]?<br><small>Note: An election to exempt the government from the spending limitations of TABOR does not exempt the government from the 3 percent emergency reserve requirement. All governments should determine if they meet this requirement of TABOR.</small> | <input checked="" type="checkbox"/> | <input type="checkbox"/> | <i>Please use this space to provide any explanations or comments:</i> |  |  |

## PART 10 - GENERAL INFORMATION

| Please answer the following question by marking in the appropriate box |   |                                     |                                     |   |  |  |
|--|---|-------------------------------------|-------------------------------------|---|--|--|
|  |   | YES                                 | NO                                  |   |  |  |
| 10-1   | Is this application for a newly formed governmental entity?<br>If yes: Date of formation: <input style="width: 150px; height: 30px;" type="text"/>  | <input type="checkbox"/>            | <input checked="" type="checkbox"/> | <i>Please use this space to provide any explanations or comments:</i>                         |  |  |
| 10-2   | Has the entity changed its name in the past or current year?<br>If Yes: NEW name <input style="width: 350px; height: 25px;" type="text"/><br>PRIOR name <input style="width: 350px; height: 25px;" type="text"/>                | <input type="checkbox"/>            | <input checked="" type="checkbox"/> | <i>Please use this space to provide any explanations or comments:</i>                         |  |  |
| 10-3   | Is the entity a metropolitan district?  | <input type="checkbox"/>            | <input checked="" type="checkbox"/> |   |  |  |
| 10-4   | Please indicate what services the entity provides:<br><input style="width: 400px; height: 25px;" type="text"/>  | <input type="checkbox"/>            | <input checked="" type="checkbox"/> | <i>Please use this space to provide any explanations or comments:</i>                         |  |  |
| 10-5   | Does the entity have an agreement with another government to provide services?<br>If yes: List the name of the other governmental entity and the services provided:<br><input style="width: 400px; height: 25px;" type="text"/> | <input type="checkbox"/>            | <input checked="" type="checkbox"/> |   |  |  |
| 10-6   | Does the entity have a certified mill levy?<br>If yes: Please provide the number of <u>mills</u> levied for the year reported (do not enter \$ amounts):  | <input checked="" type="checkbox"/> | <input type="checkbox"/>            | <i>Please use this space to provide any explanations or comments not previously included:</i> |  |  |
|  |   | Bond Redemption mills               | 0.000                               |   |  |  |
|  |   | General/Other mills                 | 2.420                               |   |  |  |
|  |   | Total mills                         | 2.420                               |   |  |  |

**OSA USE ONLY**

| <b>Entity Wide:</b>             |    | <b>General Fund</b> |                         | <b>Governmental Funds</b> |         | <b>Notes</b>                 |    |           |  |
|---------------------------------|----|---------------------|-------------------------|---------------------------|---------|------------------------------|----|-----------|--|
| Unrestricted Cash & Investments | \$ | 967,289             | Unrestricted Fund Balan | \$                        | 521,083 | Total Tax Revenue            | \$ | 168,452   |  |
| Current Liabilities             | \$ | 3,268               | Total Fund Balance      | \$                        | 525,383 | Revenue Paying Debt Service  | \$ | -         |  |
| Deferred Inflow                 | \$ | 11,000              | PY Fund Balance         | \$                        | 450,328 | Total Revenue                | \$ | 269,728   |  |
|                                 |    |                     | Total Revenue           | \$                        | 267,092 | Total Debt Service Principal | \$ | -         |  |
|                                 |    |                     | Total Expenditures      | \$                        | 192,037 | Total Debt Service Interest  | \$ | -         |  |
|                                 |    |                     | Interfund In            | \$                        | -       |                              |    |           |  |
|                                 |    |                     | Interfund Out           | \$                        | -       |                              |    |           |  |
| <b>Governmental</b>             |    |                     | <b>Proprietary</b>      |                           |         | <b>Enterprise Funds</b>      |    |           |  |
| Total Cash & Investments        | \$ | 554,624             | Current Assets          | \$                        | 442,629 | Net Position                 | \$ | 1,417,688 |  |
| Transfers In                    | \$ | -                   | Deferred Outflow        | \$                        | -       | PY Net Position              | \$ | 1,449,809 |  |
| Transfers Out                   | \$ | -                   | Current Liabilities     | \$                        | -       | <b>Government-Wide</b>       |    |           |  |
| Property Tax                    | \$ | 7,775               | Deferred Inflow         | \$                        | -       | Total Outstanding Debt       | \$ | -         |  |
| Debt Service Principal          | \$ | -                   | Cash & Investments      | \$                        | 412,665 | Authorized but Unissued      | \$ | -         |  |
| Total Expenditures              | \$ | 192,037             | Principal Expense       | \$                        | -       | Year Authorized              |    | 1/0/1900  |  |
| Total Developer Advances        | \$ | -                   |                         |                           |         |                              |    |           |  |
| Total Developer Repayments      | \$ | -                   |                         |                           |         |                              |    |           |  |

**PART 12 - GOVERNING BODY APPROVAL**

Please answer the following question by marking in the appropriate box

YES

NO

12-1 If you plan to submit this form electronically, have you read the new Electronic Signature Policy?



**Office of the State Auditor — Local Government Division - Exemption Form Electronic Signatures Policy and Procedures**

Policy - Requirements

The Office of the State Auditor Local Government Audit Division may accept an electronic submission of an application for exemption from audit that includes governing board signatures obtained through a program such as DocuSign or Echosign. Required elements and safeguards are as follows:

- The preparer of the application is responsible for obtaining board signatures that comply with the requirement in Section 29-1-604 (3), C.R.S., that states the application shall be personally reviewed, approved, and signed by a majority of the members of the governing body.
- The application must be accompanied by the signature history document created by the electronic signature software. The signature history document must show when the document was created and when the document was emailed to the various parties, and include the dates the individual board members signed the document. The signature history must also show the Individuals' email addresses and IP address.
- Office of the State Auditor staff will not coordinate obtaining signatures.

The application for exemption from audit form created by our office includes a section for governing body approval. Local governing boards note their approval and submit the application through one of the following three methods:

- 1) Submit the application in hard copy via the US Mail including original signatures.
- 2) Submit the application electronically via email and either,
  - a. Include a copy of an adopted resolution that documents formal approval by the Board, or
  - b. Include electronic signatures obtained through a software program such as DocuSign or Echosign in accordance with the requirements noted above.

Below is the certification and approval of the governing body. By signing, each individual member is certifying they are a duly elected or appointed officer of the local government. Governing members may be verified. Also by signing, the individual member certifies that this Application for Exemption from Audit has been prepared consistent with Section 29-1-604, C.R.S., which states that a governmental agency with revenue and expenditures of \$750,000 or less must have an application prepared by an independent accountant with knowledge of governmental accounting; completed to the best of their knowledge and is accurate and true. Use additional pages if needed.

Print the names of ALL members of the governing body below.

A MAJORITY of the members of the governing body must complete and sign in the column below.

|   | Full Name           |  |
|---|---------------------|--|
| 1 | Wanda Gofforth      | I, <u>Wanda Gofforth</u> , attest that I am a duly elected or appointed board member, and that I have personally reviewed and approve this application for exemption from audit.<br>Signed: <u>Wanda Gofforth</u> Date: <u>3-27-2023</u><br>My term Expires: <u>4-24</u>   |
| 2 | John Paton          | I, <u>John Paton</u> , attest that I am a duly elected or appointed board member, and that I have personally reviewed and approve this application for exemption from audit.<br>Signed: <u>John Paton</u> Date: <u>3/27/23</u><br>My term Expires: <u>4-24</u>             |
| 3 | Jessica Hart        | I, <u>Jessica Hart</u> , attest that I am a duly elected or appointed board member, and that I have personally reviewed and approve this application for exemption from audit.<br>Signed: <u>Jessica Hart</u> Date: <u>3-30-23</u><br>My term Expires: <u>4-26</u>         |
| 4 | Jeff Peed           | I, <u>Jeff Peed</u> , attest that I am a duly elected or appointed board member, and that I have personally reviewed and approve this application for exemption from audit.<br>Signed: <u>Jeff Peed</u> Date: <u>3/27/23</u><br>My term Expires: <u>4-24</u>               |
| 5 | Timothy Pobirk      | I, <u>Timothy Pobirk</u> , attest that I am a duly elected or appointed board member, and that I have personally reviewed and approve this application for exemption from audit.<br>Signed: <u>Timothy Pobirk</u> Date: <u>03-28-23</u><br>My term Expires: <u>4-26</u>    |
| 6 | Christopher Johnson | I, <u>Christopher Johnson</u> , attest that I am a duly elected or appointed board member, and that I have personally reviewed and approve this application for exemption from audit.<br>Signed: <u>Chris Johnson</u> Date: <u>3/29/23</u><br>My term Expires: <u>4/26</u> |
| 7 | Gill Saunders       | I, <u>Gill Saunders</u> , attest that I am a duly elected or appointed board member, and that I have personally reviewed and approve this application for exemption from audit.<br>Signed: <u>Gill Saunders</u> Date: <u>3/27/2023</u><br>My term Expires: <u>4-24</u>     |

RESOLUTION 1 Series 2023

RESOLUTION FOR EXEMPTION FROM AUDIT

PURSUANT TO SECTION CRS 29-1-604

Pursuant to Section 20-1-604 CRS the Town of Crawford Board of Trustee may approve a Resolution to approve an exemption of Audit for fiscal year 2022.

Whereas: The Town of Crawford's revenues nor expenses exceed \$750,000. Therefore under CRS29-1-603, with Colorado State Auditor approval the Town of Crawford may be exempt from Audit.

Whereas: the application for exemption can be prepared by Pete Blair and Associates, 105 SE Frontier Ave. Suite A, Cedaredge, CO 81413, an independent Accounting Firm with knowledge of Government accounting.

NOW, THEREFORE, BE IT RESOLVED:

- a. Pete Blair and Associates have on March 8, 2023 been instructed to file the application for exemption before March 31, 2023.
- b. The Town of Crawford's revenues and expenses do not exceed State limitation of \$750,000 for revenues or expenses.  
The Board of Trustee for the Town of Crawford approve an exemption for Audit to reduce costs to the Town of Crawford.

Introduced, read and resolved by the Town Council of the Town of Crawford, Colorado, on the 8 day of March, 2023 by a vote of \_\_\_ in favor, \_\_\_ opposed.

ATTEST:

Cally Gallegos

Cally Gallegos, Town Clerk







Date 3/8/2023

TOWN OF CRAWFORD, COLORADO

Wanda Gofforth

Wanda Gofforth, Mayor



| Members of Governing Body | Date Term Expires | Signature  |
|---------------------------|-------------------|--|
| John Paton                | 4/2024            |  |
| Jessica Hart              | 4/2026            |  |
| Jeff Peed                 | 4/2024            |  |
| Timothy Pobirk            | 4/2026            |  |
| Christopher Johnson       | 4/2026            |  |
| Gill Saunders             | 4/2024            |  |

